

STATEMENT OF APPROPRIATIONS, ALLOTMENTS, OBLIGATIONS, DISBURSEMENTS AND BALANCES
As at the Quarter Ending December 31, 2019

Department : State Universities and Colleges (SUCs)
Agency : Carlos C. Hilado Memorial State College
Operating Unit : < not applicable >
Organization Code : 08 060 000000
Fund Cluster : 01 Regular Agency Fund
(e.g. UA-CS Fund Cluster: 01-Regular Agency Fund, 02-Foreign Assisted Projects Fund, 03-Special Account-Locally Funded/Domestic Grants Fund, and 04-Special Account-Foreign Assisted/Foreign Grants Fund)

Table with 2 columns: Category, Amount. X indicates Current Year Appropriations. Supplemental Appropriations and Continuing Appropriations are also listed.

Main financial table with columns: Particulars, UA-CS CODE, Appropriations (Authorized, Adjusted), Allotments Received, Adjustments, Obligation (by quarter), Disbursements (by quarter), and Balances (Unreleased, Unobligated, Unpaid). Rows include summary, agency-specific budget, personnel services, salaries and wages, and various allowances.


This report was generated using the Unified Reporting System on 3/10/2020 09:27 version: FAR1A.1.3 ; Status : PENDING


Department : State Universities and Colleges (SUCs)
 Agency : Carlos C. Hilado Memorial State College
 Operating Unit : < not applicable >
 Organization Code : 08 060 0000000
 Fund Cluster : 01 Regular Agency Fund


X	Current Year Appropriations
	Supplemental Appropriations
	Continuing Appropriations

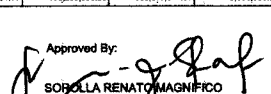
(e.g. UACS Fund Cluster: 01-Regular Agency Fund, 02-Foreign Assisted Projects Fund, 03-Special Account-Locally Funded/Domestic Grants Fund, and 04-Special Account-Foreign Assisted/Foreign Grants Fund)

Particulars	UACS CODE	Appropriations			Allocments			Obligations				Disbursements				Balances								
		Authorized Appropriations	Adjustments (Transfer To/From, Modifications/ Augmentations)	Adjusted Appropriations	Allocments Received	Adjustments (Reductions, Modifications/ Augmentations)	Transfer To	Transfer From	Adjusted Allocments	1st Quarter Ending March 31	2nd Quarter Ending June 30	3rd Quarter Ending Sept. 30	4th Quarter Ending Dec. 31	TOTAL	1st Quarter Ending March 31	2nd Quarter Ending June 30	3rd Quarter Ending Sept. 30	4th Quarter Ending Dec. 31	TOTAL	Unreleased Appropriations	Unobligated Allocments	Unpaid Obligations (15-20)=(23+24)		
		3	4	5=(3+4)	6	7	8	9	10=(8+(7)-8+9)	11	12	13	14	15=(11+12+13+14)	16	17	18	19	20=(16+17+18+19)	21=(5-10)	22=(10-15)	23	24	
Other Personnel Benefits	5010400000	0.00	3,255,000.00	3,255,000.00	0.00	3,255,000.00	0.00	0.00	3,255,000.00	0.00	0.00	0.00	4,538,000.00	4,538,000.00	0.00	0.00	0.00	4,538,000.00	4,538,000.00	0.00	(1,281,000.00)	0.00	0.00	
Other Personnel Benefits	5010400008	0.00	3,255,000.00	3,255,000.00	0.00	3,255,000.00	0.00	0.00	3,255,000.00	0.00	0.00	0.00	4,538,000.00	4,538,000.00	0.00	0.00	0.00	4,538,000.00	4,538,000.00	0.00	(1,281,000.00)	0.00	0.00	
Pension and Gratuity Fund		0.00	198,212.00	198,212.00	0.00	198,212.00	0.00	0.00	198,212.00	0.00	0.00	0.00	0.00	0.00	0.00	0.00	0.00	0.00	0.00	0.00	0.00	198,212.00	0.00	0.00
Other Personnel Benefits	5010400000	0.00	198,212.00	198,212.00	0.00	198,212.00	0.00	0.00	198,212.00	0.00	0.00	0.00	0.00	0.00	0.00	0.00	0.00	0.00	0.00	0.00	0.00	198,212.00	0.00	0.00
Terminal Leave Benefits - Civilian	5010400001	0.00	198,212.00	198,212.00	0.00	198,212.00	0.00	0.00	198,212.00	0.00	0.00	0.00	0.00	0.00	0.00	0.00	0.00	0.00	0.00	0.00	0.00	198,212.00	0.00	0.00
GRAND TOTAL		370,475,000.00	3,722,363.00	374,197,363.00	361,193,485.00	3,453,212.00	0.00	0.00	364,646,697.00	53,057,537.34	73,087,438.45	134,080,020.01	101,233,810.38	361,898,806.39	53,057,537.34	72,478,161.80	78,832,254.77	103,208,090.36	305,977,044.57	9,850,898.00	2,878,190.81	7,717,594.28	48,173,857.59	

Certified Correct:

 BRAVO BONIA AMIG
 Budget Officer
 Date: 2019-11-25 0:22:55.0

Certified Correct:

 Date:

Recommended Approval:

 PUSILVENTO JULIET DIAZ
 Director/ Financial Management Service (FMS) or Equivalent
 Date: 2019-11-25 10:27:

Approved By:

 SOPHIA RENATO MAGNIFICO
 Agency/Entity Head or Authorized Representative
 Date: 2019-11-25 10:32:

STATEMENT OF APPROPRIATIONS, ALLOTMENTS, OBLIGATIONS, DISBURSEMENTS AND BALANCES
As at the Quarter Ending September 30, 2019

Department: State Universities and Colleges (SUCs)
Agency: Carlos C. Hildado Memorial State College
Operating Unit: < not applicable >
Organization Code: 08 060 000000
Fund Cluster: 01 Regular Agency Fund
(e.g. UACS Fund Cluster: 01-Regular Agency Fund, 02-Foreign Assisted Projects Fund, 03-Special Account/Locally Funded/Domestic Grants Fund, and 04-Special Account-Foreign Assisted/Foreign Grants Fund)

X Current Year Appropriations
Supplemental Appropriations
Continuing Appropriations

Particulars	UACS CODE	Appropriations					Allotments			Obligations					Disbursements					Balances			
		Authorized Appropriations	Adjustments (Transfer To/From, Modifications/ Augmentations)	Adjusted Appropriations	Allotments Received	Adjustments (Reductions, Modifications/ Augmentations)	Transfer To	Transfer From	Adjusted Allotments	1st Quarter Ending March 31	2nd Quarter Ending June 30	3rd Quarter Ending Sept. 30	4th Quarter Ending Dec. 31	TOTAL	1st Quarter Ending March 31	2nd Quarter Ending June 30	3rd Quarter Ending Sept. 30	4th Quarter Ending Dec. 31	TOTAL	Unreleased Appropriations	Unobligated Allotments	Unpaid Obligations (15-20)+(23+24)	
1	2	3	4	5=(3+4)	6	7	8	9	10=(8)-(7)-8+9)	11	12	13	14	15=(11+12+13+14)	16	17	18	19	20=(16+17+18+19)	21=(5-10)	22=(10-15)	23	24
SUMMARY		351,008,000.00	0.00	351,008,000.00	339,262,066.00	0.00	0.00	0.00	339,262,066.00	46,932,789.80	66,474,828.27	128,875,036.81	0.00	242,282,654.88	48,932,789.80	67,856,351.72	47,168,128.30	0.00	163,967,270.52	12,813,835.00	82,206,604.32	0.00	82,188,167.18
A. AGENCY SPECIFIC BUDGET		351,008,000.00	0.00	351,008,000.00	339,262,066.00	0.00	0.00	0.00	339,262,066.00	46,932,789.80	66,474,828.27	128,875,036.81	0.00	242,282,654.88	48,932,789.80	67,856,351.72	47,168,128.30	0.00	163,967,270.52	12,813,835.00	82,206,604.32	0.00	82,188,167.18
Personal Services		225,867,000.00	0.00	225,867,000.00	213,943,886.00	0.00	0.00	0.00	213,943,886.00	45,471,897.04	56,970,814.29	46,716,025.36	0.00	149,158,736.69	43,471,897.04	56,481,337.86	47,168,128.30	0.00	147,121,363.20	12,813,835.00	63,766,418.40	0.00	62,188,167.18
Salaries and Wages - Civilian	501019001	162,885,000.00	0.00	162,885,000.00	162,885,000.00	0.00	0.00	0.00	162,885,000.00	37,158,864.88	41,676,259.82	41,908,385.18	0.00	120,543,410.88	37,158,864.88	41,267,283.27	42,134,951.73	0.00	120,543,410.88	0.00	42,344,863.34	0.00	227,173.81
Salaries and Wages - Casual/Contractual	501019200	642,000.00	0.00	642,000.00	642,000.00	0.00	0.00	0.00	642,000.00	0.00	0.00	0.00	0.00	642,000.00	0.00	0.00	0.00	0.00	642,000.00	0.00	0.00	0.00	0.00
Other Compensation	501020000	48,288,000.00	0.00	48,288,000.00	45,285,000.00	0.00	0.00	0.00	45,285,000.00	8,312,987.88	15,298,564.17	6,807,640.13	0.00	24,419,192.18	8,312,987.88	15,214,053.69	6,807,640.13	0.00	24,419,192.18	0.00	0.00	0.00	0.00
PERA - Civilian	501020101	10,894,000.00	0.00	10,894,000.00	10,894,000.00	0.00	0.00	0.00	10,894,000.00	0.00	0.00	0.00	0.00	10,894,000.00	0.00	0.00	0.00	0.00	10,894,000.00	0.00	0.00	0.00	0.00
Representation Allowance (RA)	501020300	228,000.00	0.00	228,000.00	228,000.00	0.00	0.00	0.00	228,000.00	0.00	0.00	0.00	0.00	228,000.00	0.00	0.00	0.00	0.00	228,000.00	0.00	0.00	0.00	0.00
Transportation Allowance (TA)	501020301	228,000.00	0.00	228,000.00	228,000.00	0.00	0.00	0.00	228,000.00	0.00	0.00	0.00	0.00	228,000.00	0.00	0.00	0.00	0.00	228,000.00	0.00	0.00	0.00	0.00
Clothing/Uniform Allowance - Civilian	501020401	2,706,000.00	0.00	2,706,000.00	2,706,000.00	0.00	0.00	0.00	2,706,000.00	0.00	0.00	0.00	0.00	2,706,000.00	0.00	0.00	0.00	0.00	2,706,000.00	0.00	0.00	0.00	0.00
Subsistence Allowance - Magna Carta for	501020500	39,000.00	0.00	39,000.00	39,000.00	0.00	0.00	0.00	39,000.00	0.00	0.00	0.00	0.00	39,000.00	0.00	0.00	0.00	0.00	39,000.00	0.00	0.00	0.00	0.00
Laundry Allowance - Magna Carta Benefits for	501020604	6,000.00	0.00	6,000.00	6,000.00	0.00	0.00	0.00	6,000.00	0.00	0.00	0.00	0.00	6,000.00	0.00	0.00	0.00	0.00	6,000.00	0.00	0.00	0.00	0.00
Honoraria - Civilian	501021001	400,000.00	0.00	400,000.00	400,000.00	0.00	0.00	0.00	400,000.00	0.00	0.00	0.00	0.00	400,000.00	0.00	0.00	0.00	0.00	400,000.00	0.00	0.00	0.00	0.00
HP - Magna Carta Benefits for Public Health	501021105	304,000.00	0.00	304,000.00	304,000.00	0.00	0.00	0.00	304,000.00	0.00	0.00	0.00	0.00	304,000.00	0.00	0.00	0.00	0.00	304,000.00	0.00	0.00	0.00	0.00
Bonus - Civilian	501021401	13,820,000.00	0.00	13,820,000.00	13,820,000.00	0.00	0.00	0.00	13,820,000.00	0.00	0.00	0.00	0.00	13,820,000.00	0.00	0.00	0.00	0.00	13,820,000.00	0.00	0.00	0.00	0.00
Costs Out - Civilian	501021801	2,255,000.00	0.00	2,255,000.00	2,255,000.00	0.00	0.00	0.00	2,255,000.00	0.00	0.00	0.00	0.00	2,255,000.00	0.00	0.00	0.00	0.00	2,255,000.00	0.00	0.00	0.00	0.00
Productivity Enhancement Incentive - Civilian	501022012	2,255,000.00	0.00	2,255,000.00	2,255,000.00	0.00	0.00	0.00	2,255,000.00	0.00	0.00	0.00	0.00	2,255,000.00	0.00	0.00	0.00	0.00	2,255,000.00	0.00	0.00	0.00	0.00
Mid-Year Bonus - Civilian	501022903	13,820,000.00	0.00	13,820,000.00	13,820,000.00	0.00	0.00	0.00	13,820,000.00	0.00	0.00	0.00	0.00	13,820,000.00	0.00	0.00	0.00	0.00	13,820,000.00	0.00	0.00	0.00	0.00
Personal Benefit Contributions	501030000	3,088,000.00	0.00	3,088,000.00	3,088,000.00	0.00	0.00	0.00	3,088,000.00	0.00	0.00	0.00	0.00	3,088,000.00	0.00	0.00	0.00	0.00	3,088,000.00	0.00	0.00	0.00	0.00
Pay-BUS - Civilian	501030001	542,000.00	0.00	542,000.00	542,000.00	0.00	0.00	0.00	542,000.00	0.00	0.00	0.00	0.00	542,000.00	0.00	0.00	0.00	0.00	542,000.00	0.00	0.00	0.00	0.00
PhilHealth - Civilian	501030001	2,012,000.00	0.00	2,012,000.00	2,012,000.00	0.00	0.00	0.00	2,012,000.00	0.00	0.00	0.00	0.00	2,012,000.00	0.00	0.00	0.00	0.00	2,012,000.00	0.00	0.00	0.00	0.00
ICDP - Civilian	501030001	542,000.00	0.00	542,000.00	542,000.00	0.00	0.00	0.00	542,000.00	0.00	0.00	0.00	0.00	542,000.00	0.00	0.00	0.00	0.00	542,000.00	0.00	0.00	0.00	0.00
Other Personal Benefits	501040000	13,361,000.00	0.00	13,361,000.00	13,361,000.00	0.00	0.00	0.00	13,361,000.00	0.00	0.00	0.00	0.00	13,361,000.00	0.00	0.00	0.00	0.00	13,361,000.00	0.00	0.00	0.00	0.00
Territorial Leave Benefits - Civilian	501040301	498,000.00	0.00	498,000.00	498,000.00	0.00	0.00	0.00	498,000.00	0.00	0.00	0.00	0.00	498,000.00	0.00	0.00	0.00	0.00	498,000.00	0.00	0.00	0.00	0.00
Lump-sum for Filing of Positions - Civilian	501048007	12,432,000.00	0.00	12,432,000.00	12,432,000.00	0.00	0.00	0.00	12,432,000.00	0.00	0.00	0.00	0.00	12,432,000.00	0.00	0.00	0.00	0.00	12,432,000.00	0.00	0.00	0.00	0.00

This report was generated using the Unified Reporting System on 17/10/2019 02:10 version.FAR1A.1.3

Department: State Universities and Colleges (SUCs)
 Agency: Carlos C. Hilado Memorial State College
 Operating Unit: < not applicable >
 Organization Code: 08 060 000000
 Fund Cluster: 01 Regular Agency Fund
 (e.g. UACS Fund Cluster: 01-Regular Agency Fund, 02-Foreign Assisted Projects Fund, 03-Special Account-Locally Funded/Domestic Grants Fund, and 04-Special Account-Foreign Assisted/Foreign Grants Fund)

X Current Year Appropriations
 Supplemental Appropriations
 Continuing Appropriations


Particulars	UACS CODE	Appropriations				Allotments				Obligations					Debitments					Balances			
		Authorized Appropriations	Adjustments (Transfer To/From, Modifications, Augmentations)	Adjusted Appropriations	Allotments Received	Adjustments (Reductions, Modifications, Augmentations)	Transfer To	Transfer From	Adjusted Allotments	1st Quarter Ending March 31	2nd Quarter Ending June 30	3rd Quarter Ending Sept. 30	4th Quarter Ending Dec. 31	TOTAL	1st Quarter Ending March 31	2nd Quarter Ending June 30	3rd Quarter Ending Sept. 30	4th Quarter Ending Dec. 31	TOTAL	Unreleased Appropriations	Unobligated Allotments	Unpaid Obligations (15-20)+(23+24)	
		3	4	5=(3+4)	6	7	8	9	10=(9+(7)-(5+8))	11	12	13	14	15=(11+12+13+14)	16	17	18	19	20=(16+17+18+19)	21=(5-10)	22=(6-15)	23	24
Other General Services	502120000	883,000.00	0.00	883,000.00	883,000.00	0.00	0.00	883,000.00	194,721.28	178,778.18	195,181.05	0.00	668,679.02	194,721.28	178,778.19	0.00	0.00	373,499.47	0.00	424,320.98	0.00	188,181.58	
Repairs and Maintenance	502130000	15,785,000.00	0.00	15,785,000.00	15,785,000.00	0.00	0.00	15,785,000.00	32,847.25	692,602.88	5,380,590.06	0.00	6,325,639.37	32,847.25	692,602.88	0.00	0.00	625,449.31	0.00	6,467,660.35	0.00	5,380,590.06	
Bldggs	502130401	4,983,000.00	0.00	4,983,000.00	4,983,000.00	0.00	0.00	4,983,000.00	0.00	162,311.30	2,498,732.00	0.00	2,660,643.30	0.00	162,311.30	0.00	0.00	192,511.30	0.00	2,853,154.60	0.00	2,498,732.00	
School Buildings	502130402	5,690,000.00	0.00	5,690,000.00	5,690,000.00	0.00	0.00	5,690,000.00	0.00	130,605.78	2,888,223.89	0.00	2,798,129.33	0.00	130,605.78	0.00	0.00	130,605.78	0.00	2,928,735.11	0.00	2,888,223.89	
Other Structures	502130403	4,120,000.00	0.00	4,120,000.00	4,120,000.00	0.00	0.00	4,120,000.00	0.00	128,491.00	0.00	0.00	128,491.00	0.00	128,491.00	0.00	0.00	128,491.00	0.00	2,000,878.88	0.00	2,000,878.88	
Office Equipment	502130502	80,000.00	0.00	80,000.00	80,000.00	0.00	0.00	80,000.00	0.00	0.00	0.00	0.00	0.00	0.00	0.00	0.00	0.00	0.00	0.00	0.00	0.00	0.00	
Information and Communication Technology	502130503	150,000.00	0.00	150,000.00	150,000.00	0.00	0.00	150,000.00	0.00	0.00	0.00	0.00	0.00	0.00	0.00	0.00	0.00	0.00	0.00	0.00	0.00	0.00	
Other Machinery and Equipment	502130509	200,000.00	0.00	200,000.00	200,000.00	0.00	0.00	200,000.00	0.00	0.00	0.00	0.00	0.00	0.00	0.00	0.00	0.00	0.00	0.00	0.00	0.00	0.00	
Motor Vehicles	5021305091	800,000.00	0.00	800,000.00	800,000.00	0.00	0.00	800,000.00	0.00	0.00	0.00	0.00	0.00	0.00	0.00	0.00	0.00	0.00	0.00	0.00	0.00	0.00	
Repairs and Maintenance - Furniture and	502130700	480,000.00	0.00	480,000.00	480,000.00	0.00	0.00	480,000.00	0.00	0.00	0.00	0.00	0.00	0.00	0.00	0.00	0.00	0.00	0.00	0.00	0.00	0.00	
Texts, Insecurities Premiums and Other Fees	502180100	1,128,000.00	0.00	1,128,000.00	1,128,000.00	0.00	0.00	1,128,000.00	0.00	0.00	0.00	0.00	0.00	0.00	0.00	0.00	0.00	0.00	0.00	0.00	0.00	0.00	
Taxes, Dues and Licenses	502180101	600,000.00	0.00	600,000.00	600,000.00	0.00	0.00	600,000.00	41,870.01	68,018.37	232,045.97	0.00	341,934.35	41,870.01	68,018.37	0.00	0.00	310,888.38	0.00	320,906.75	0.00	119,974.26	
Fidelity Bond Premiums	502180200	800,000.00	0.00	800,000.00	800,000.00	0.00	0.00	800,000.00	11,826.30	4,989.68	82,887.18	0.00	99,703.16	11,826.30	4,989.68	0.00	0.00	93,892.54	0.00	120,480.25	0.00	2,867.18	
Insurance Expenses	502180300	378,000.00	0.00	378,000.00	378,000.00	0.00	0.00	378,000.00	0.00	0.00	0.00	0.00	0.00	0.00	0.00	0.00	0.00	0.00	0.00	0.00	0.00	0.00	
Other Maintenance and Operating Expenses	502990000	4,081,000.00	0.00	4,081,000.00	4,081,000.00	0.00	0.00	4,081,000.00	30,044.71	8,903.31	138,188.08	0.00	177,060.11	30,044.71	8,903.31	0.00	0.00	149,908.12	0.00	178,798.00	0.00	82,887.18	
Advertising Expenses	502990100	80,000.00	0.00	80,000.00	80,000.00	0.00	0.00	80,000.00	0.00	0.00	0.00	0.00	0.00	0.00	0.00	0.00	0.00	0.00	0.00	0.00	0.00	0.00	
Printing and Publication Expenses	502990200	162,000.00	0.00	162,000.00	162,000.00	0.00	0.00	162,000.00	0.00	0.00	0.00	0.00	0.00	0.00	0.00	0.00	0.00	0.00	0.00	0.00	0.00	0.00	
Representation Expenses	502990300	1,783,000.00	0.00	1,783,000.00	1,783,000.00	0.00	0.00	1,783,000.00	0.00	0.00	0.00	0.00	0.00	0.00	0.00	0.00	0.00	0.00	0.00	0.00	0.00	0.00	
Transportation and Delivery Expenses	502990400	1,896,000.00	0.00	1,896,000.00	1,896,000.00	0.00	0.00	1,896,000.00	25,099.00	45,893.30	551,697.89	0.00	622,690.19	25,099.00	45,893.30	0.00	0.00	70,992.30	0.00	160,992.30	0.00	843,683.89	
Membership Dues and Contributions to	502990500	70,000.00	0.00	70,000.00	70,000.00	0.00	0.00	70,000.00	0.00	0.00	0.00	0.00	0.00	0.00	0.00	0.00	0.00	0.00	0.00	0.00	0.00	0.00	
Other Subscription Expenses	502990700	330,000.00	0.00	330,000.00	330,000.00	0.00	0.00	330,000.00	0.00	0.00	0.00	0.00	0.00	0.00	0.00	0.00	0.00	0.00	0.00	0.00	0.00	0.00	
Capital Outlays		70,000,000.00	0.00	70,000,000.00	70,000,000.00	0.00	0.00	70,000,000.00	34,989.00	68,375.00	84,908.00	0.00	168,272.00	34,989.00	68,375.00	0.00	0.00	103,364.00	0.00	168,272.00	0.00	84,908.00	
Property, Plant and Equipment Outlay	508040000	70,000,000.00	0.00	70,000,000.00	70,000,000.00	0.00	0.00	70,000,000.00	0.00	0.00	0.00	0.00	0.00	0.00	0.00	0.00	0.00	0.00	0.00	0.00	0.00	0.00	
School Buildings	608040002	70,000,000.00	0.00	70,000,000.00	70,000,000.00	0.00	0.00	70,000,000.00	0.00	0.00	0.00	0.00	0.00	0.00	0.00	0.00	0.00	0.00	0.00	0.00	0.00	0.00	
B. AUTOMATIC APPROPRIATIONS		18,488,000.00	0.00	18,488,000.00	18,488,000.00	0.00	0.00	18,488,000.00	4,624,743.80	4,622,810.18	8,404,981.18	0.00	14,652,535.16	4,624,743.80	4,622,810.18	0.00	0.00	9,247,553.98	0.00	14,682,366.16	0.00	8,404,981.18	
Retirement and Life Insurance Premiums		18,488,000.00	0.00	18,488,000.00	18,488,000.00	0.00	0.00	18,488,000.00	0.00	0.00	0.00	0.00	0.00	0.00	0.00	0.00	0.00	0.00	0.00	0.00	0.00	0.00	
C. SPECIAL PURPOSE FUNDS		0.00	198,212.00	198,212.00	198,212.00	0.00	0.00	198,212.00	0.00	0.00	0.00	0.00	0.00	0.00	0.00	0.00	0.00	0.00	0.00	0.00	0.00	0.00	
Pension and Gratuity Fund		0.00	198,212.00	198,212.00	198,212.00	0.00	0.00	198,212.00	0.00	0.00	0.00	0.00	0.00	0.00	0.00	0.00	0.00	0.00	0.00	0.00	0.00	0.00	
Other Personnel Benefits	501048000	0.00	0.00	0.00	0.00	0.00	0.00	0.00	0.00	0.00	0.00	0.00	0.00	0.00	0.00	0.00	0.00	0.00	0.00	0.00	0.00	0.00	


This report was generated using the Unified Reporting System on 17/10/2019 02:10 version: FAR1A, 1.3


Department: State Universities and Colleges (SUCs)
 Agency: Carlos C. Hilado Memorial State College
 Operating Unit: < not applicable >
 Organization Code: 08 060 000000
 Fund Cluster: 01 Regular Agency Fund
 (e.g. UACS Fund Cluster: 01-Regular Agency Fund, 02-Foreign Assisted Projects Fund, 03-Special Account-Locally Funded/Domestic Grants Fund, and 04-Special Account-Foreign Assisted/Foreign Grants Fund)

<input checked="" type="checkbox"/>	Current Year Appropriations
<input type="checkbox"/>	Supplemental Appropriations
<input type="checkbox"/>	Continuing Appropriations

Particulars	UACS CODE	Appropriations			Allotments			Obligations					Disbursements				Balances							
		Authorized Appropriations	Adjustments (Transfer To/From, Modifications/Augmentations)	Adjusted Appropriations	Allotments Received	Adjustments (Reductions, Modifications/Augmentations)	Transfer To	Transfer From	Adjusted Allotments	1st Quarter Ending March 31	2nd Quarter Ending June 30	3rd Quarter Ending Sept. 30	4th Quarter Ending Dec. 31	TOTAL	1st Quarter Ending March 31	2nd Quarter Ending June 30	3rd Quarter Ending Sept. 30	4th Quarter Ending Dec. 31	TOTAL	Unreleased Appropriations	Unobligated Allotments	Unpaid Obligations (15-20)-(23+24)		
		3	4	5=(3+4)	6	7	8	9	10=[(8+(-)7)-8+9]	11	12	13	14	15=(11+12+13+14)	16	17	18	19	20=(16+17+18+19)	21=(5-10)	22=(10-15)	23	24	
Terminal Leave Benefits - Civilian	5010403001	0.00	198,212.00	198,212.00	0.00	198,212.00	0.00	0.00	198,212.00	0.00	0.00	0.00	0.00	0.00	0.00	0.00	0.00	0.00	0.00	0.00	198,212.00	0.00	0.00	0.00
GRAND TOTAL		370,475,000.00	198,212.00	370,673,212.00	367,861,085.00	198,212.00	0.00	0.00	368,059,277.00	53,557,537.30	73,097,438.45	134,060,020.01	0.00	260,734,995.78	53,557,537.30	72,478,161.90	52,513,109.40	0.00	178,548,808.60	12,613,935.00	97,824,281.24	0.00	82,188,167.18	

Certified Correct:

 BRAVO SONIA ANS
 Budget Officer
 Date: 2019-10-17 10:08:07.0

Recommending Approval:

 PABLO SANTIAGO JULIET DIAZ
 Finance Officer
 Date: 2019-10-17 10:10:

Approved By:

 SOROLAN RENATO MAGNIFICO
 SUC President
 Date: 2019-10-17 10:11:

STATEMENT OF APPROPRIATIONS, ALLOTMENTS, OBLIGATIONS, DISBURSEMENTS AND BALANCES
As at the Quarter Ending June 30, 2019

Department: State Universities and Colleges (SUCs)
Agency: Carlos C. Hilado Memorial State College
Operating Unit: < not applicable >
Organization Code: 08 060 0000000
Fund Cluster: 01 Regular Agency Fund
(e.g. UACS Fund Cluster: 01-Regular Agency Fund, 02-Foreign Assisted Projects Fund, 03-Special Account-Locally Funded/Domestic Grants Fund, and 04-Special Account-Foreign Assisted/Foreign Grants Fund)

X	Current Year Appropriations
	Supplemental Appropriations
	Continuing Appropriations

Particulars	UACS CODE	Appropriations			Allotments			Obligations							Disbursements				Balances		Unpaid Obligations (15+16+25+24)			
		Authorized Appropriations	Adjustments (Transfer To/From, Modifications/Augmentations)	Adjusted Appropriations	Allotments Received	Adjustments (Reductions, Modifications/Augmentations)	Transfer To	Transfer From	Adjusted Allotments	1st Quarter Ending March 31	2nd Quarter Ending June 30	3rd Quarter Ending Sept. 30	4th Quarter Ending Dec. 31	TOTAL	1st Quarter Ending March 31	2nd Quarter Ending June 30	3rd Quarter Ending Sept. 30	4th Quarter Ending Dec. 31	TOTAL	Unreleased Appropriations	Unobligated Allotments	Enc and Domestic	Net Ytd Enc and Domestic	
1	2	3	4	5=(3+4)	6	7	8	9	10=(8+7)-9	11	12	13	14	15=(11+12+13+14)	16	17	18	19	20=(16+17+18+19)	21=(5-10)	22=(10-15)	23	24	
SUMMARY		331,898,000.00	0.00	331,898,000.00	338,198,000.00	0.00	0.00	0.00	338,198,000.00	48,932,793.82	68,474,823.27	0.00	0.00	117,407,617.09	48,932,793.82	67,856,361.72	0.00	0.00	116,789,155.54	12,840,000.00	228,758,378.11	0.00	0.00	0.00
A. AGENCY SPECIFIC BUDGET		331,898,000.00	0.00	331,898,000.00	338,198,000.00	0.00	0.00	0.00	338,198,000.00	48,932,793.82	68,474,823.27	0.00	0.00	117,407,617.09	48,932,793.82	67,856,361.72	0.00	0.00	116,789,155.54	12,840,000.00	228,758,378.11	0.00	0.00	0.00
Personnel Services		228,867,000.00	0.00	228,867,000.00	212,817,000.00	0.00	0.00	0.00	212,817,000.00	43,471,007.18	59,079,814.20	0.00	0.00	102,550,821.38	43,471,007.18	58,451,337.88	0.00	0.00	101,922,345.06	12,840,000.00	116,378,378.84	0.00	0.00	0.00
Salaries and Wages	501010000	182,886,000.00	0.00	182,886,000.00	182,886,000.00	0.00	0.00	0.00	182,886,000.00	37,158,994.88	41,878,329.82	0.00	0.00	79,037,324.70	37,158,994.88	41,267,253.27	0.00	0.00	78,426,248.15	0.00	83,844,885.52	0.00	0.00	0.00
Basic Salary - Civilian	501010101	182,343,000.00	0.00	182,343,000.00	182,343,000.00	0.00	0.00	0.00	182,343,000.00	37,158,994.88	41,878,329.82	0.00	0.00	79,037,324.70	37,158,994.88	41,267,253.27	0.00	0.00	78,426,248.15	0.00	83,844,885.52	0.00	0.00	0.00
Salaries and Wages - Casual/Contractual	501010200	642,000.00	0.00	642,000.00	642,000.00	0.00	0.00	0.00	642,000.00	0.00	0.00	0.00	0.00	0.00	0.00	0.00	0.00	0.00	0.00	0.00	0.00	0.00	0.00	0.00
Other Compensation	501020000	46,388,000.00	0.00	46,388,000.00	49,388,000.00	0.00	0.00	0.00	49,388,000.00	5,559,219.53	16,441,792.73	0.00	0.00	22,001,012.26	5,559,219.53	16,441,792.73	0.00	0.00	22,001,012.26	0.00	34,253,947.74	0.00	0.00	0.00
PIRA - Civilian	501020101	10,824,000.00	0.00	10,824,000.00	10,824,000.00	0.00	0.00	0.00	10,824,000.00	2,833,115.56	2,585,048.30	0.00	0.00	5,418,163.86	2,833,115.56	2,585,048.30	0.00	0.00	5,418,163.86	0.00	5,435,838.15	0.00	0.00	0.00
Representation Allowance (RA)	501020200	228,000.00	0.00	228,000.00	228,000.00	0.00	0.00	0.00	228,000.00	57,899.04	57,000.00	0.00	0.00	114,899.04	57,000.00	57,000.00	0.00	0.00	114,000.00	0.00	114,000.00	0.00	0.00	0.00
Transportation Allowance (TA)	501020301	228,000.00	0.00	228,000.00	228,000.00	0.00	0.00	0.00	228,000.00	57,899.04	57,000.00	0.00	0.00	114,899.04	57,000.00	57,000.00	0.00	0.00	114,000.00	0.00	114,000.00	0.00	0.00	0.00
Clothing/Uniform Allowance - Civilian	501020401	2,706,000.00	0.00	2,706,000.00	2,706,000.00	0.00	0.00	0.00	2,706,000.00	2,466,999.00	12,000.00	0.00	0.00	2,478,999.00	2,466,999.00	12,000.00	0.00	0.00	2,478,999.00	0.00	228,000.00	0.00	0.00	0.00
Subsistence Allowance - Magna Carta for	501030008	36,000.00	0.00	36,000.00	36,000.00	0.00	0.00	0.00	36,000.00	3,999.00	6,991.25	0.00	0.00	10,990.25	3,999.00	6,991.25	0.00	0.00	10,990.25	0.00	34,253.94	0.00	0.00	0.00
Laundry Allowance - Magna Carta Benefits for	501030004	6,000.00	0.00	6,000.00	6,000.00	0.00	0.00	0.00	6,000.00	499.00	941.83	0.00	0.00	1,440.83	499.00	941.83	0.00	0.00	1,440.83	0.00	4,559.07	0.00	0.00	0.00
Honoraria - Civilian	501021001	400,000.00	0.00	400,000.00	400,000.00	0.00	0.00	0.00	400,000.00	103,207.83	76,000.00	0.00	0.00	181,207.83	103,207.83	76,000.00	0.00	0.00	181,207.83	0.00	218,792.17	0.00	0.00	0.00
MP - Magna Carta Benefits for Public Health	5010211005	304,000.00	0.00	304,000.00	304,000.00	0.00	0.00	0.00	304,000.00	38,996.25	55,987.15	0.00	0.00	94,983.40	38,996.25	55,987.15	0.00	0.00	94,983.40	0.00	258,127.80	0.00	0.00	0.00
Bonus - Civilian	5010214001	13,820,000.00	0.00	13,820,000.00	13,820,000.00	0.00	0.00	0.00	13,820,000.00	0.00	13,608,877.00	0.00	0.00	13,608,877.00	0.00	13,608,877.00	0.00	0.00	13,608,877.00	0.00	69,122.00	0.00	0.00	0.00
Cash GR - Civilian	5010215001	2,258,000.00	0.00	2,258,000.00	2,258,000.00	0.00	0.00	0.00	2,258,000.00	0.00	0.00	0.00	0.00	0.00	0.00	0.00	0.00	0.00	0.00	0.00	0.00	0.00	0.00	0.00
Productivity Enhancement Incentive - Civilian	5010220012	2,258,000.00	0.00	2,258,000.00	2,258,000.00	0.00	0.00	0.00	2,258,000.00	0.00	0.00	0.00	0.00	0.00	0.00	0.00	0.00	0.00	0.00	0.00	0.00	0.00	0.00	0.00
Mid-Year Bonus - Civilian	5010220038	13,820,000.00	0.00	13,820,000.00	13,820,000.00	0.00	0.00	0.00	13,820,000.00	0.00	0.00	0.00	0.00	0.00	0.00	0.00	0.00	0.00	0.00	0.00	0.00	0.00	0.00	0.00
Personnel Benefit Contributions	501030000	3,098,000.00	0.00	3,098,000.00	3,098,000.00	0.00	0.00	0.00	3,098,000.00	753,082.87	706,864.84	0.00	0.00	1,459,947.71	753,082.87	706,864.84	0.00	0.00	1,459,947.71	0.00	1,838,252.04	0.00	0.00	0.00
Pay/BG - Civilian	501030201	542,000.00	0.00	542,000.00	542,000.00	0.00	0.00	0.00	542,000.00	134,000.00	128,400.00	0.00	0.00	262,400.00	134,000.00	128,400.00	0.00	0.00	262,400.00	0.00	290,700.00	0.00	0.00	0.00
PhilHealth - Civilian	501030301	2,012,000.00	0.00	2,012,000.00	2,012,000.00	0.00	0.00	0.00	2,012,000.00	483,282.87	482,464.84	0.00	0.00	965,747.71	483,282.87	482,464.84	0.00	0.00	965,747.71	0.00	1,088,252.04	0.00	0.00	0.00
ICDP - Civilian	501030401	542,000.00	0.00	542,000.00	542,000.00	0.00	0.00	0.00	542,000.00	134,000.00	116,800.00	0.00	0.00	250,800.00	134,000.00	116,800.00	0.00	0.00	250,800.00	0.00	290,300.00	0.00	0.00	0.00
Other Personnel Benefits	501040000	13,291,000.00	0.00	13,291,000.00	13,291,000.00	0.00	0.00	0.00	13,291,000.00	0.00	48,880.70	0.00	0.00	48,880.70	0.00	48,880.70	0.00	0.00	48,880.70	0.00	12,840,000.00	0.00	508,313.30	0.00
Terminal Leave Benefits - Civilian	501040201	498,000.00	0.00	498,000.00	498,000.00	0.00	0.00	0.00	498,000.00	0.00	0.00	0.00	0.00	0.00	0.00	0.00	0.00	0.00	0.00	0.00	498,000.00	0.00	0.00	0.00
Lump-sum for Filing of Positions - Civilian	501040807	12,432,000.00	0.00	12,432,000.00	12,432,000.00	0.00	0.00	0.00	12,432,000.00	0.00	0.00	0.00	0.00	0.00	0.00	0.00	0.00	0.00	0.00	0.00	12,432,000.00	0.00	0.00	0.00

This report was generated using the Unified Reporting System on 25/07/2019 09:07 version: FAR1A.1.3

Department: State Universities and Colleges (SUCs)
 Agency: Carlos C. Hilado Memorial State College
 Operating Unit: < not applicable >
 Organization Code: 08 060 0000000
 Fund Cluster: 01 Regular Agency Fund
 (e.g. UACS Fund Cluster: 01-Regular Agency Fund, 02-Foreign Assisted Projects Fund, 03-Special Account-Locally Funded/Domestic Grants Fund, and 04-Special Account-Foreign Assisted/Foreign Grants Fund)


X	Current Year Appropriations
	Supplemental Appropriations
	Continuing Appropriations


Particulars	UACS CODE	Appropriations			Allotments			Obligations					Disbursements				Balances						
		Authorized Appropriations	Adjustments (Transfer To/Frm, Mod/Reductions/ Augmentations)	Adjusted Appropriations	Allotments Received	Adjustments (Reductions/ Mod/Modifications/ Augmentations)	Transfer To	Transfer From	Adjusted Allotments	1st Quarter Ending March 31	2nd Quarter Ending June 30	3rd Quarter Ending Sept. 30	4th Quarter Ending Dec. 31	TOTAL	1st Quarter Ending March 31	2nd Quarter Ending June 30	3rd Quarter Ending Sept. 30	4th Quarter Ending Dec. 31	TOTAL	Unreleased Appropriations	Unobligated Allotments	Unpaid Obligations (15-20)+(23+24)	
		3	4	5=(3+4)	6	7	8	9	10=(8+(-7) (-)+6)	11	12	13	14	15=(11+12+13+14)	16	17	18	19	20=(16+17+18+19)	21=(5-10)	22=(10-15)	23	24
Other General Services	8021298099	983,000.00	0.00	983,000.00	983,000.00	0.00	0.00	0.00	983,000.00	194,721.29	178,778.19	0.00	0.00	373,499.47	194,721.29	178,778.19	0.00	0.00	373,499.47	0.00	609,500.53	0.00	0.00
Repairs and Maintenance	8021300080	15,793,000.00	0.00	15,793,000.00	15,793,000.00	0.00	0.00	0.00	15,793,000.00	32,847.25	992,992.04	0.00	0.00	925,839.29	32,847.25	992,992.04	0.00	0.00	925,839.29	0.00	14,867,160.71	0.00	0.00
Buildings	8021304061	4,983,000.00	0.00	4,983,000.00	4,983,000.00	0.00	0.00	0.00	4,983,000.00	0.00	192,311.30	0.00	0.00	192,311.30	0.00	192,311.30	0.00	0.00	192,311.30	0.00	4,790,688.70	0.00	0.00
School Buildings	8021304062	5,000,000.00	0.00	5,000,000.00	5,000,000.00	0.00	0.00	0.00	5,000,000.00	0.00	136,995.76	0.00	0.00	136,995.76	0.00	136,995.76	0.00	0.00	136,995.76	0.00	4,863,604.24	0.00	0.00
Other Structures	8021304068	4,120,000.00	0.00	4,120,000.00	4,120,000.00	0.00	0.00	0.00	4,120,000.00	0.00	128,491.00	0.00	0.00	128,491.00	0.00	128,491.00	0.00	0.00	128,491.00	0.00	3,991,509.00	0.00	0.00
Office Equipment	8021306002	80,000.00	0.00	80,000.00	80,000.00	0.00	0.00	0.00	80,000.00	0.00	0.00	0.00	0.00	0.00	0.00	0.00	0.00	0.00	0.00	0.00	80,000.00	0.00	0.00
Information and Communication Technology	8021306093	150,000.00	0.00	150,000.00	150,000.00	0.00	0.00	0.00	150,000.00	0.00	87,372.00	0.00	0.00	87,372.00	0.00	87,372.00	0.00	0.00	87,372.00	0.00	62,628.00	0.00	0.00
Other Machinery and Equipment	8021306099	200,000.00	0.00	200,000.00	200,000.00	0.00	0.00	0.00	200,000.00	34,409.75	0.00	0.00	0.00	34,409.75	24,409.75	0.00	0.00	0.00	34,409.75	0.00	175,590.25	0.00	0.00
Motor Vehicles	8021308061	890,000.00	0.00	890,000.00	890,000.00	0.00	0.00	0.00	890,000.00	8,437.80	358,522.50	0.00	0.00	366,960.30	8,437.80	358,522.50	0.00	0.00	366,960.30	0.00	483,039.70	0.00	0.00
Repairs and Maintenance - Furniture and	8021307050	490,000.00	0.00	490,000.00	490,000.00	0.00	0.00	0.00	490,000.00	0.00	0.00	0.00	0.00	0.00	0.00	0.00	0.00	0.00	0.00	0.00	490,000.00	0.00	0.00
Taxes, Insurance Premiums and Other Fees	8021600000	1,128,000.00	0.00	1,128,000.00	1,128,000.00	0.00	0.00	0.00	1,128,000.00	41,879.61	88,918.37	0.00	0.00	130,797.98	41,879.61	88,918.37	0.00	0.00	130,797.98	0.00	817,202.02	0.00	0.00
Taxes, Duties and Licenses	8021601061	800,000.00	0.00	800,000.00	800,000.00	0.00	0.00	0.00	800,000.00	11,828.30	4,989.08	0.00	0.00	16,817.38	11,828.30	4,989.08	0.00	0.00	16,817.38	0.00	483,182.62	0.00	0.00
Fidelity Bond Premiums	8021602000	280,000.00	0.00	280,000.00	280,000.00	0.00	0.00	0.00	280,000.00	0.00	74,290.00	0.00	0.00	74,290.00	0.00	74,290.00	0.00	0.00	74,290.00	0.00	176,709.00	0.00	0.00
Insurance Expenses	8021603099	378,000.00	0.00	378,000.00	378,000.00	0.00	0.00	0.00	378,000.00	30,044.71	8,929.31	0.00	0.00	38,974.02	30,044.71	8,929.31	0.00	0.00	38,974.02	0.00	337,025.98	0.00	0.00
Other Maintenance and Operating Expenses	8022909000	4,051,000.00	0.00	4,051,000.00	4,051,000.00	0.00	0.00	0.00	4,051,000.00	90,099.00	149,228.00	0.00	0.00	239,327.00	90,099.00	149,228.00	0.00	0.00	239,327.00	0.00	3,811,673.00	0.00	0.00
Advertising Expenses	8029901080	50,000.00	0.00	50,000.00	50,000.00	0.00	0.00	0.00	50,000.00	0.00	0.00	0.00	0.00	0.00	0.00	0.00	0.00	0.00	0.00	0.00	50,000.00	0.00	0.00
Printing and Publication Expenses	8029902040	182,000.00	0.00	182,000.00	182,000.00	0.00	0.00	0.00	182,000.00	0.00	0.00	0.00	0.00	0.00	0.00	0.00	0.00	0.00	0.00	0.00	182,000.00	0.00	0.00
Representation Expenses	8029903000	1,783,000.00	0.00	1,783,000.00	1,783,000.00	0.00	0.00	0.00	1,783,000.00	36,886.00	46,983.00	0.00	0.00	83,869.00	36,886.00	46,983.00	0.00	0.00	83,869.00	0.00	1,700,131.00	0.00	0.00
Transportation and Delivery Expenses	8029904000	1,898,000.00	0.00	1,898,000.00	1,898,000.00	0.00	0.00	0.00	1,898,000.00	0.00	0.00	0.00	0.00	0.00	0.00	0.00	0.00	0.00	0.00	0.00	1,898,000.00	0.00	0.00
Membership Dues and Contributions to	8029905000	70,000.00	0.00	70,000.00	70,000.00	0.00	0.00	0.00	70,000.00	20,000.00	28,270.00	0.00	0.00	48,270.00	20,000.00	28,270.00	0.00	0.00	48,270.00	0.00	21,730.00	0.00	0.00
Other Subsidy Expenses	8029907099	330,000.00	0.00	330,000.00	330,000.00	0.00	0.00	0.00	330,000.00	34,989.00	88,978.00	0.00	0.00	123,967.00	34,989.00	88,978.00	0.00	0.00	123,967.00	0.00	196,033.00	0.00	0.00
Capital Outlays		70,000,000.00	0.00	70,000,000.00	70,000,000.00	0.00	0.00	0.00	70,000,000.00	0.00	0.00	0.00	0.00	0.00	0.00	0.00	0.00	0.00	0.00	0.00	70,000,000.00	0.00	0.00
Property, Plant and Equipment Outlay	8060400000	70,000,000.00	0.00	70,000,000.00	70,000,000.00	0.00	0.00	0.00	70,000,000.00	0.00	0.00	0.00	0.00	0.00	0.00	0.00	0.00	0.00	0.00	0.00	70,000,000.00	0.00	0.00
School Buildings	8060400002	70,000,000.00	0.00	70,000,000.00	70,000,000.00	0.00	0.00	0.00	70,000,000.00	0.00	0.00	0.00	0.00	0.00	0.00	0.00	0.00	0.00	0.00	0.00	70,000,000.00	0.00	0.00
B. AUTOMATIC APPROPRIATIONS		19,499,000.00	0.00	19,499,000.00	19,499,000.00	0.00	0.00	0.00	19,499,000.00	4,624,749.80	4,822,610.19	0.00	0.00	9,447,359.99	4,624,749.80	4,822,610.19	0.00	0.00	9,447,359.99	0.00	10,221,448.02	0.00	0.00
Retirement and Life Insurance Premiums		19,499,000.00	0.00	19,499,000.00	19,499,000.00	0.00	0.00	0.00	19,499,000.00	4,624,749.80	4,822,610.19	0.00	0.00	9,447,359.99	4,624,749.80	4,822,610.19	0.00	0.00	9,447,359.99	0.00	10,221,448.02	0.00	0.00


Department: State Universities and Colleges (SUCs)
 Agency: Carlos C. Hilado Memorial State College
 Operating Unit: < not applicable >
 Organization Code: 06 060 0000000
 Fund Cluster: 01 Regular Agency Fund
 (e.g. UACS Fund Cluster: 01-Regular Agency Fund, 02-Foreign Assisted Projects Fund, 03-Special Account-Locally Funded/Domestic Grants Fund, and 04-Special Account-Foreign Assisted/Foreign Grants Fund)

X	Current Year Appropriations
	Supplemental Appropriations
	Continuing Appropriations


Particulars	UACS CODE	Appropriations				Allotments				Obligations				Disbursements				Balances					
		Authorized Appropriations	Adjustments (Transfer To/From, Modifications/ Augmentations)	Adjusted Appropriations	Allotments Received	Adjustments (Reductions, Modifications/ Augmentations)	Transfer To	Transfer From	Adjusted Allotments	1st Quarter Ending March 31	2nd Quarter Ending June 30	3rd Quarter Ending Sept. 30	4th Quarter Ending Dec. 31	TOTAL	1st Quarter Ending March 31	2nd Quarter Ending June 30	3rd Quarter Ending Sept. 30	4th Quarter Ending Dec. 31	TOTAL	Unreleased Appropriations	Unobligated Allotments	Unrevised Obligations (15-20+(23+24))	
																						Dis and Commencable	Not Yet Due and Commencable
1	2	3	4	5=(3+4)	6	7	8	9	10=[(8+(-)7)+(-)6]	11	12	13	14	15=(11+12+13+14)	16	17	18	19	20=(16+17+18+19)	21=(5-10)	22=(10-15)	23	24
GRAND TOTAL		370,475,000.00	0.00	370,475,000.00	367,635,000.00	0.00	0.00	0.00	267,806,000.00	63,667,637.42	73,097,436.46	0.00	0.00	126,654,973.87	63,667,637.42	72,478,161.80	0.00	0.00	126,035,699.22	12,840,000.00	230,990,024.13	0.00	813,279.55


Certified Correct:

 BRAVO SONIA ANG
 Budget Officer
 Date: 2019-07-25 11:26:34.0


Recommended Approval:

 PASCASIANO JUDIST DING
 Finance Officer
 Date: 2019-07-25 11:31:


Approved By:

 DEBACIA ANTONIO LAYAG
 Vice President for Administration and Finance
 Date: 2019-07-25 17:30:

Particulars	UACS CODE	Appropriation			Allotments					Current Year Obligations				Current Year Disbursements				Balances						
		Authorized Appropriation	Adjustments (Transfer To)/From, Realignment	Adjusted Appropriations	Allotments Received	Adjustments (Withdrawal, Realignment)	Transfer To	Transfer From	Adjusted Total Allotments	1st Quarter Ending March 31	2nd Quarter Ending June 30	3rd Quarter Ending Sept. 30	4th Quarter Ending Dec. 31	Total	1st Quarter Ending March 31	2nd Quarter Ending June 30	3rd Quarter Ending Sept. 30	4th Quarter Ending Dec. 31	Total	Unreleased Appropriations	Unobligated Allotment	Unpaid Obligations (15-20) = (23+24)		
1	2	3	4	5=(3+4)	6	7	8	9	10=[(8+(-)7)-9+9]	11	12	13	14	15=(11+12+13+14)	16	17	18	19	20=(16+17+18+19)	21=(5-10)	22=(10-45)	23	24	
Subscription Expenses	5029907000		330,000.00	330,000.00	330,000.00				330,000.00	34,980.00				34,980.00	34,980.00				34,980.00					
Other Subscription Expenses	5029907099		330,000.00	330,000.00	330,000.00				330,000.00	34,980.00				34,980.00	34,980.00				34,980.00					
Capital Outlays			70,000,000.00	70,000,000.00	70,000,000.00				70,000,000.00															
Property, Plant and Equipment Outlay	5060400000		70,000,000.00	70,000,000.00	70,000,000.00				70,000,000.00															
Buildings and Other Structures	5060404000		70,000,000.00	70,000,000.00	70,000,000.00				70,000,000.00															
School Buildings	5060404002		70,000,000.00	70,000,000.00	70,000,000.00				70,000,000.00															
II. Automatic Appropriations																								
Retirement and Life Insurance Premiums	01104102		19,469,000.00	19,469,000.00	19,469,000.00				19,469,000.00	4,624,743.80				4,624,743.80	4,624,743.80				4,624,743.80					
Personnel Services			19,469,000.00	19,469,000.00	19,469,000.00				19,469,000.00	4,624,743.80				4,624,743.80	4,624,743.80				4,624,743.80					
Personnel Benefit Contributions	5010300000		19,469,000.00	19,469,000.00	19,469,000.00				19,469,000.00	4,624,743.80				4,624,743.80	4,624,743.80				4,624,743.80					
Retirement and Life Insurance Premiums	5010301000		19,469,000.00	19,469,000.00	19,469,000.00				19,469,000.00	4,624,743.80				4,624,743.80	4,624,743.80				4,624,743.80					
Retirement and Life Insurance Premiums	5010301000		19,469,000.00	19,469,000.00	19,469,000.00				19,469,000.00	4,624,743.80				4,624,743.80	4,624,743.80				4,624,743.80					
GRAND TOTAL																								
Grand Total			370,475,000.00	370,475,000.00	370,067,000.00				370,067,000.00	53,557,537.42				53,557,537.42	53,557,537.42				53,557,537.42	408,000.00	316,509,462.58			

Certified Correct:

 Bravo, Sonia Ang
 Agency Budget Officer
 Date: 30/May/2019

Certified Correct:

 Pasusiento, Juliet Diaz
 Agency Chief Accountant
 Date:

Recommended By:

 Sorolla, Renato Magnifico
 Director, FMS
 Date: 30/May/2019

Approved By:

 Sorolla, Renato Magnifico
 Head of Agency or Authorized Representative
 Date: 30/May/2019